




SYDNEY & TAYLOR ACTIVITY KIT



978-0-358-10631-9 hardcover;
978-0-358-53166-1 paperback



978-0-358-10635-7 hardcover;
978-0-358-50499-3 paperback



978-0-358-38662-9 hardcover

IN THIS LAUGH-OUT-LOUD early chapter book series by best-selling author Jacqueline Davies, two best friends chase their dreams even through doubt and obstacles. Marvelous explorations and exciting adventures always come to a peaceful end with the two friends safely back in their cozy burrow.

jacquelinesdavies.net
deborahhockingstudio.com

CLARION BOOKS

SYDNEY & TAYLOR Activity Kit


Illustrations copyright © 2022 by Deborah Hocking. All rights reserved.
This page may be photocopied for free distribution.



My Whole Wide World



Make a map of your neighborhood. Where will you go on your expedition? Mark your route on your map!





Packing List

When Sydney and Taylor go on their expedition, they pack important items like sunglasses and sunscreen in their satchels. Sydney wishes Taylor had remembered to pack the tuna fish sandwiches and cheese!

What will you want to remember to bring along on your expedition? Make a list.

A large, light brown, stylized outline of a satchel or backpack, serving as a background for a list of ten horizontal lines for writing.

Expedition Club

Join Sydney & Taylor's Expedition Club and explore the Whole Wide World!



SYDNEY & TAYLOR'S EXPEDITION CLUB GUIDELINES


- Always tell an adult about your expedition.
- Never explore alone—bring a friend!
- Remember your map.
- Plan your route.
- Bring supplies (and snacks!).
- Stay alert for ferocious predators.

Expedition Maze

Sydney and Taylor have great adventures while exploring the Whole Wide World, but they are very happy to return home to their cozy burrow. Can you help them find their way to the stream full of frogs and then home to their burrow under Miss Nancy's potting shed?



Start



Finish

Door Hanger

Print this page on cardstock. Cut out the image along the solid black lines. Fold it on the red seam to create a two-sided door hanger. Tape the open edges together to seal. Cut along orange lines to hang on doorknob.



**I'm exploring
the
Whole
Wide
World!**

**Come
back later.**



**COME
ON
IN!**

**I'm
planning
my
next
expedition.**

Word Scramble

Unscramble the letters below to reveal Sydney and Taylor's most important words and phrases.

OFCUSEIRO SRATPOERD

F C I

P D T

TINEEXIODP

E X O

WOHEL DIWE ROWDL

W

W

W

SCLEPA NNKUWNO

L A

U N N

GIB DEIA

I

Bonus!

Take the letters within the circles and unscramble them to finish the sentence below.

When Sydney and Taylor explore the Whole Wide World, the two best friends get to act like

W

A M



Your Nature

"It's your nature," said Sydney, putting an arm around his friend.
"You're a hedgehog, and a frightened hedgehog rolls up into a ball."

"I bet you fought off the dog," said Taylor.
"I bet you were fierce and wild!"

"I gave her something to think about," said Sydney.
"That's *my* nature. We are who we are, Taylor."

What's *your* nature? Write about a time when you felt scared and how you reacted. Did anyone help you? Everyone feels frightened sometimes. It's okay to be who you are!



Puzzle Time

Cut out the picture along the yellow lines.
Mix up the rectangles and put the puzzle together again!





Big Ideas

Taylor has a Big Idea almost every day.
What Big Ideas do you have? Make a list!



My Big Ideas

1. _____

2. _____

3. _____


4. _____

5. _____

Can a friend help you accomplish your Big Ideas?

Uh-Oh

Taylor tries to fly with bat wings made from an umbrella, but things don't go as planned. Fill in the speech bubbles as Taylor falls from the roof and Sydney watches from below.



What Does Taylor See?

With Sydney's help, Taylor's Big Idea to fly finally comes true!
Draw the Whole Wide World as Taylor sees it from above.



Friendship Tips

Taylor has a Big Idea to make new friends, but sometimes it's hard to know where to start. Fortunately, Sydney and Taylor have read lots of books where characters have become friends, so they have good advice to share!

Sydney and Taylor's Tips for Making New Friends

1. Make PLEASANT CONVERSATION
2. Give a SINCERE COMPLIMENT
3. Offer a GIFT OF FRIENDSHIP



Make a list below of some *pleasant conversation* starters. Try one or more of these when you talk to a new friend for the first time.

Puppets

Cut out the friends below and attach a craft stick to the back of each one. Can you retell the story of *Sydney and Taylor and the Great Friend Expedition* using your stick puppets? What other adventures can the new friends have together?



Sydney



Vivian



Shrew



Taylor



Alexander

Friendship Bracelets

Sydney and Taylor are the very best of friends. Share these bracelets with your best friends!



Hello, Friend!

**LOYAL
FRIEND!**



Friends Explore Together



**FRIENDS
FOREVER**



Cut out each bracelet. Wrap around a wrist and tape to secure.